




Chassis model		Since
	TOURNEO CUSTOM	2012
	TRANSIT CUSTOM	
	TRANSIT CUSTOM KOMBI	



## STEPS TLS and TLM 601 - 901 - 1101

### LEFT FRONT Door

Version	Step	Fitting kit
L1 / L2	601	Undevelopped

**Comments**

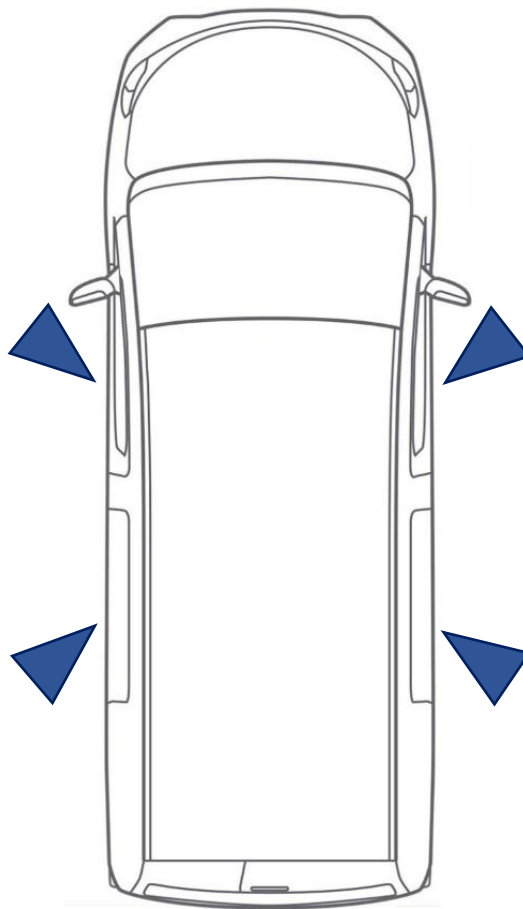
Space available for mounting the step.  
Can be fixed to the chassis.

### RIGHT FRONT Door

Version	Step	Fitting kit
L1 / L2	601	Undevelopped

**Comments**

Space available for mounting the step.  
Can be fixed to the chassis.



### LEFT SIDE Door

Version	Step	Fitting kit
L1 / L2	601	<b>M0013</b>
L2	901	<b>M0014</b>

**Comments**


Screws mounting without drilling the chassis or floor.

### RIGHT SIDE Door

Version	Step	Fitting kit
L1 / L2	601	<b>M0013</b>
L2	901	<b>M0014</b>


**Comments**

Screws mounting without drilling the chassis or floor.

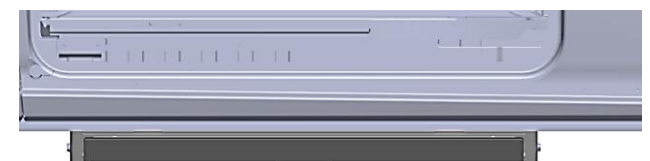


## STEPS POSITION – RIGHT SIDE DOOR

**601**



**901**



LEFT SIDE DOOR: symmetrical view