


Chassis model		Since
	TRANSIT 2T Propulsion & Traction TRANSIT 2T pHEV (hybrid)	2013
	TRANSIT MINICAR	
	TRANSIT KOMBI	


**■ TLS and TLM STEPS 601 - 901 - 1101**
**LEFT FRONT Door**

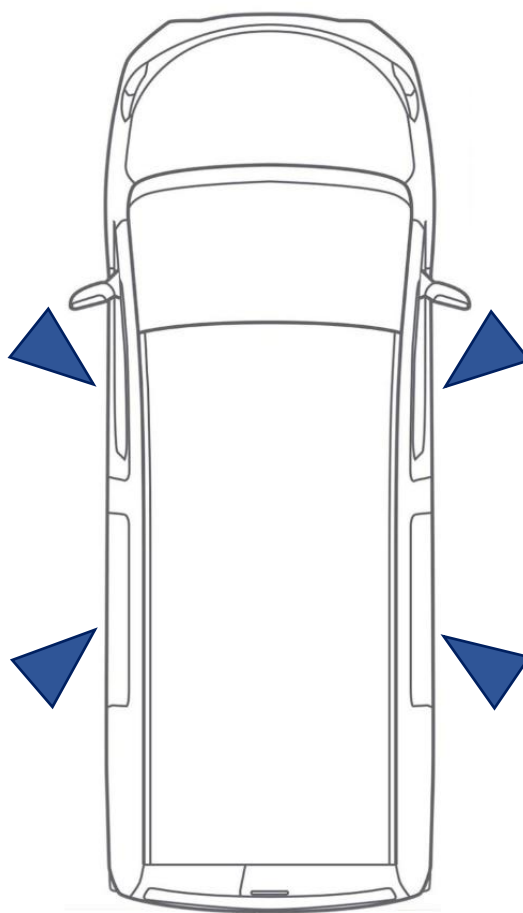
Version	Step	Fitting kit
L2 / L3	601	Undevelopped

Comments
Can be fixed to the chassis. Fixings to be made.

**RIGHT FRONT Door**

Version	Step	Fitting kit
L2 / L3	601	Undevelopped

Comments
Can be fixed to the chassis. Fixings to be made.


**LEFT SIDE Door**


Version	Step	Fitting kit
L2 / L3	(601)	<b>M0038</b>
	901	<b>M0038</b>
	1101	<b>M0038</b>


Comments
Due to the door width, prefer 901 or 1101. Screws mounting without drilling the chassis.

**RIGHT SIDE Door**

Version	Step	Fitting kit
L2 / L3	(601)	<b>M0038</b>
	901	<b>M0038</b>
	1101	<b>M0038</b>

Comments
Due to the door width, prefer 901 or 1101. Screws mounting without drilling the chassis.


**■ STEPS POSITION – RIGHT SIDE DOOR**

<b>601</b>	
<b>LEFT SIDE DOOR:</b> symmetrical view	

<b>901</b>	
<b>1101</b>	