



Chassis model X62		Since
	MASTER III	04/2010
	MOVANO	04/2010
	NV 400	06/2011



■ TLS and TLM STEPS 601 - 901 - 1101

LEFT FRONT Door

Version	Step	Fitting kit
L1 / L2 / L3		

Comments

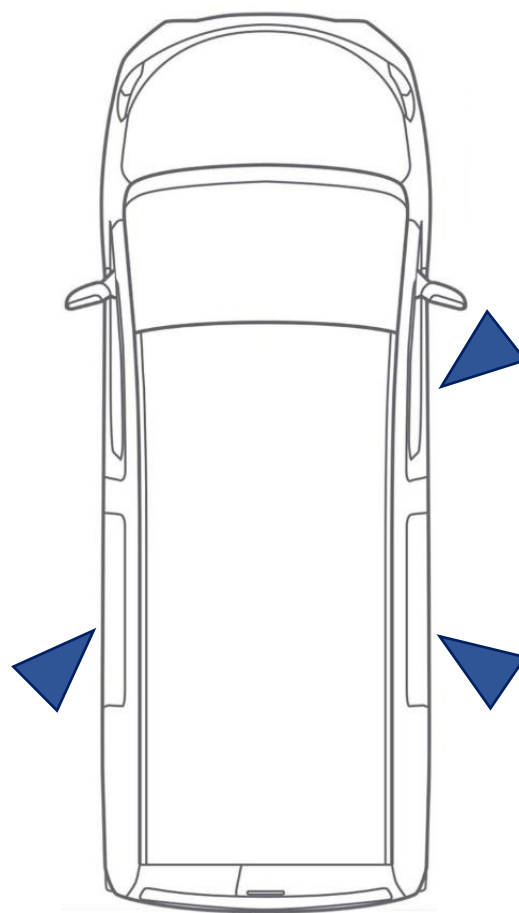
Impossible because of the battery box.

RIGHT FRONT Door

Version	Step	Fitting kit
L1 / L2 / L3	400 ROT 6	Non développé

Comments

Only vehicle without AD BLUE (tank positioned under the door)
Rather simple mounting.
Sinking chassis edge, requires a front support plate to be made.



LEFT SIDE Door

Version	Step	Fitting kit
L1	601	M0016
	901	M0016
L2 / L3	601	M0016
	901	M0016
	1101	M0016

Comments

Can be fixed using screws in existing holes in the chassis or floor.

RIGHT SIDE Door

Version	Step	Fitting kit
L1	601	M0016
	901	M0016
L2 / L3	601	M0016
	901	M0016
	1101	M0016


Comments

Can be fixed using screws in existing holes in the chassis or floor.




■ STEPS POSITION – RIGHT SIDE DOOR

601



LEFT SIDE DOOR :
Symmetrical view

901



1101

